


ZOOM

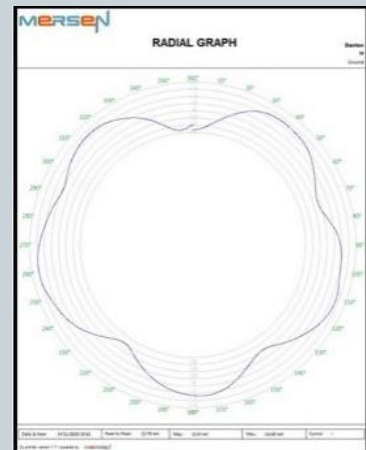
MERSEN PORTABLE LATHE

IN-SITU SLIP RING MACHINING TOOLS




Mersen portable lathe

SLIP RING PROFILES BEFORE AND AFTER USING TOOL FOR CORRECTIVE ACTION



Slip ring profile - Before



Slip ring profile - After

AGEING AND WEAR OF SLIP RING SURFACES IS A MAJOR CONCERN AT MANY SITES

The Mersen portable lathe will enable you to refurbish your generators on site


- ✓ 10 years of successful field deployment
- ✓ A large number of owners/operators in the US are using the Mersen portable lathe as a standard tool across their fleet.

MERSEN PROPERTY

ASSESS THE DAMAGE LEVEL WITH THE MERSEN CL-PROFILER

The CL-Profiler tool can be used to assess the damage before a lathe job and also confirm corrective action once the ring has been resurfaced.

Our team is trained on these tools and we offer a demo service upon request.




PERFORM THE UPTOWER MACHINING OF YOUR SLIP RINGS

The lathe can be used to refurbish only the ground ring, or a specific phase ring, or the entire slip ring - based on damage levels.


A full ring refurbishment job takes approx. 3 hours or less depending on operator skill levels and wind speed on that day.

To complete a resurfacing job successfully, the tool requires ring rotation at approx. 200 RPM in pin-wheel mode (AKA "speed control" mode).

The final step involves perfecting the surface roughness of the ring for optimum brush-ring interaction and patina deposit.



All required components are included in the kit



Resurfacing stone in place in a turbine during the final step

NEED ANY HELP?

Mersen offers uptower services and training for the Mersen Lathe or CL-Profiler tools.

ASK US FOR A DEMO AT YOUR SITE TODAY!

MERSEN PROPERTY

Info.ptt@mersen.com